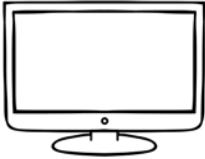


Name: _____

Trigraphs

Directions: Fill in the missing trigraph.


___ _ _ een




___ _ _ atter



___ _ _ ust



___ _ _ imp




___ _ _ out



___ _ _ inkler



___ _ _ one



___ _ _ ead



___ _ _ eam




___ _ _ ay



___ _ _ ub



___ _ _ ing



Name: _____

Trigraphs

Directions: Fill in the missing trigraph.

___ oat



___ its



___ ow



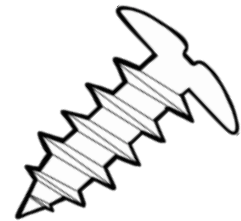
___ iek



___ urge



___ ew



___ ead



___ ash



___ ibble




___ ob



___ ed



___ irrel



Name: _____

Trigraphs

Directions: Fill in the missing trigraph.

___ain



___uffy



___ough



___int



___atch



___ee



___inkle



___oll



___inter



___ape



___ub



___int



Name: _____

Trigraphs

Directions: Fill in the missing trigraph.

___ ug



___ ay



___ etch



___ ike



___ eeze



___ iek



___ um




___ aps



___ at



___ ong



___ ink





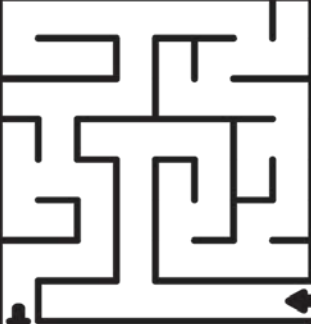

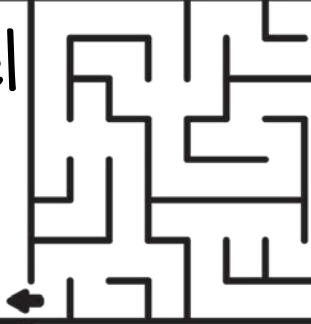


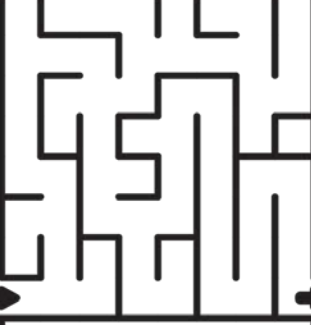

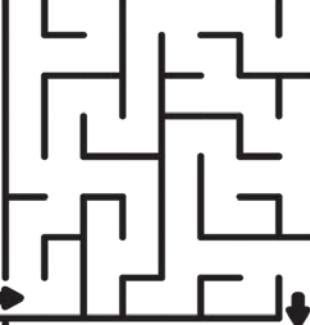


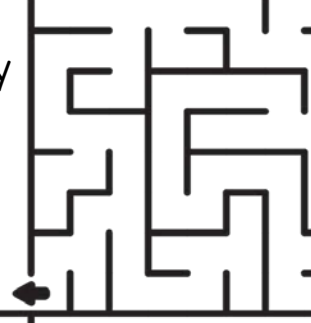


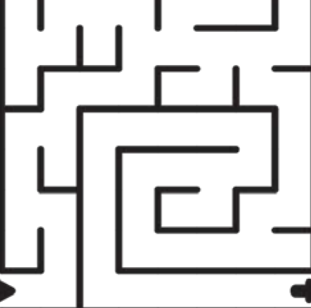

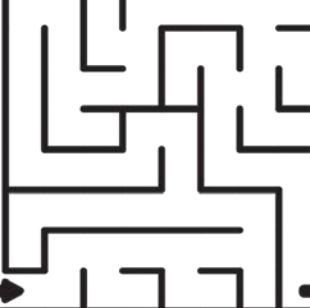


___ ay






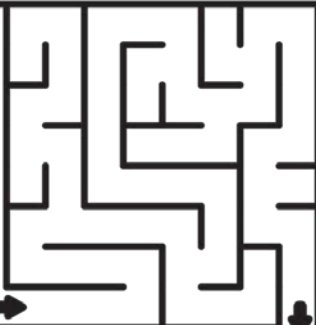
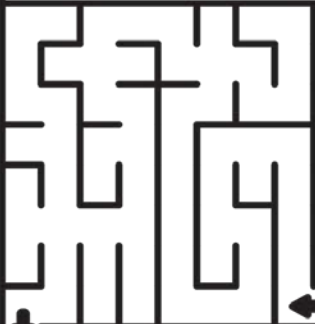




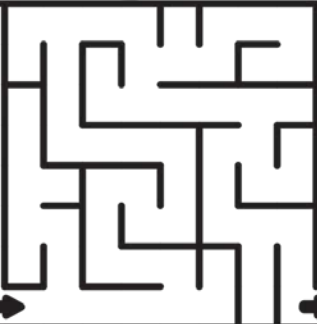

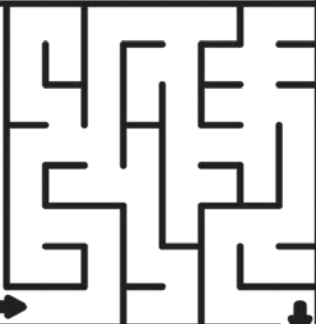







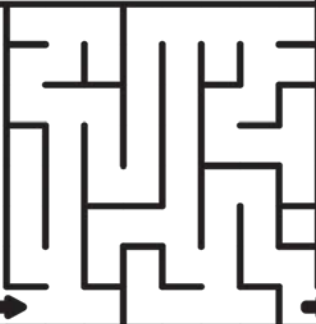
Name: _____

Directions: Fill in the missing trigraph.

___ong 		___ibble 	
	___irrel 		___its 
___oat 		___ain 	
	___awberry 		___ash 
___ike 		___ow 	

Name: _____


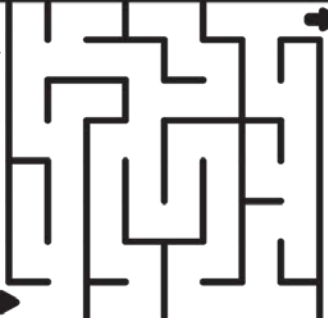
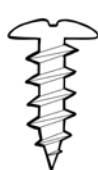




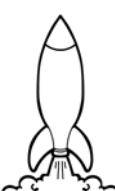

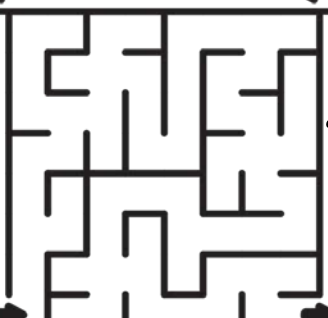

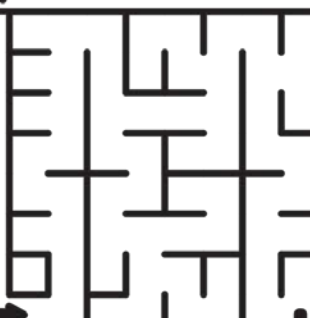
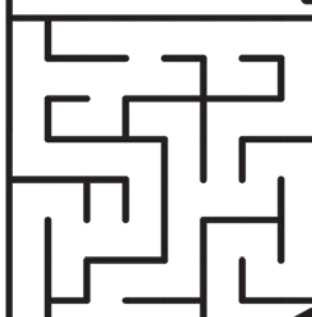

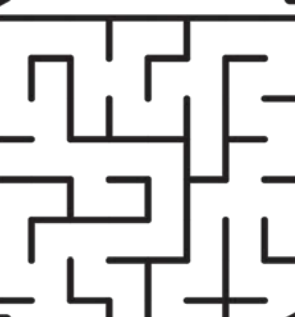





Directions: Fill in the missing trigraph.

___ow 		___ong 	
	___atch 		___ead 
___eam 		___irrel 	
	___etch 		___inter 
___eeze 		___um 	

Name: _____



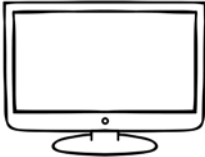


Trigraphs

Directions: Fill in the missing trigraph.

____uffy 		____ew 	
	____ivel 		____ust 
____at 		____imp 	
	____awberry 		____int 
____ink 		____int 	

Name: _____

Directions: Fill in the missing trigraph.

→ ___inkler 	spr → shr →
↓	↓ ___ug  scr → shr →
↓ ___een 	spl → scr →
↓	↓ ___ash  squ → spl →
↓ ___ough 	thr → str →

Name: _____

Directions: Fill in the missing trigraph.

___one

thr

spl

___int

spl

scr

___eam

str

squ

___ee

thr

str

___eeze

spl

squ

Name: _____

Directions: Fill in the missing trigraph.

The maze contains the following starting points (left side) and ending points (right side):

- Top Left:** Illustration of a foot with a starburst. Partial trigraph: **___ob**. Arrows point right to **thr** and **scr**.
- Middle Left:** Illustration of a cupcake. Partial trigraph: **___inkles**. Arrows point right to **spr** and **spl**.
- Bottom Left:** Illustration of a girl crawling. Partial trigraph: **___ub**. Arrows point right to **scr** and **str**.
- Top Right:** Illustration of a person's legs and feet. Partial trigraph: **___ain**. Arrows point left from **shr** and **spr**.
- Middle Right:** Illustration of bowling pins being struck. Partial trigraph: **___ike**. Arrows point left from **spl** and **str**.

Name: _____

Trigraph Words

©www.freewordwork.com

scr


Find and color the boxes with scr.

scr	str	shr	spr
thr	scr	squ	scr
shr	spl	str	thr
spr	squ	scr	spl




scream

scroll



screw



scratch



scraper


Name: _____

©www.freewordwork.com

Find and color the boxes with shr.

scr	str	shr	spr
thr	scr	shr	scr
shr	spl	str	thr
spr	squ	scr	shr

shr



shrug

shrub



shrivel



shred



shrink



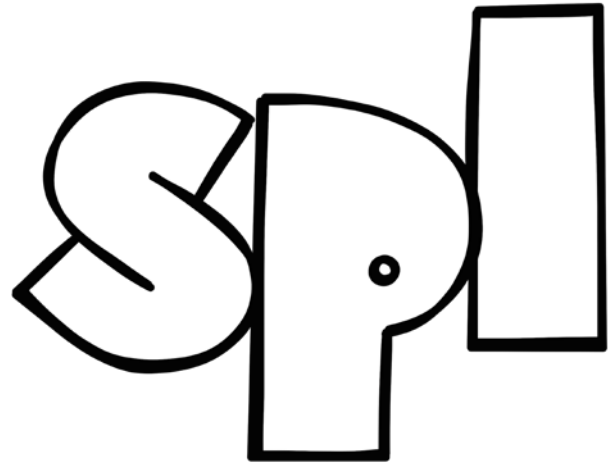
Name: _____

Trigraph Words

©www.freewordwork.com

Find and color the boxes with spl.

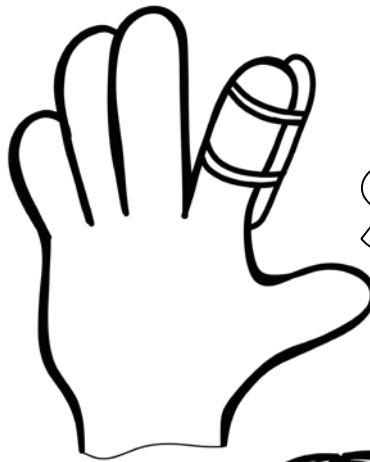
spl	str	shr	spl
thr	scr	squ	scr
shr	spl	str	thr
spr	spl	scr	spl



splinter



splash



splint



splits

Name: _____


Trigraph Words

©www.freewordwork.com

Find and color the boxes with spr.

scr	str	shr	spr
thr	spr	squ	scr
shr	spl	str	spr
spr	squ	scr	spl

SPR

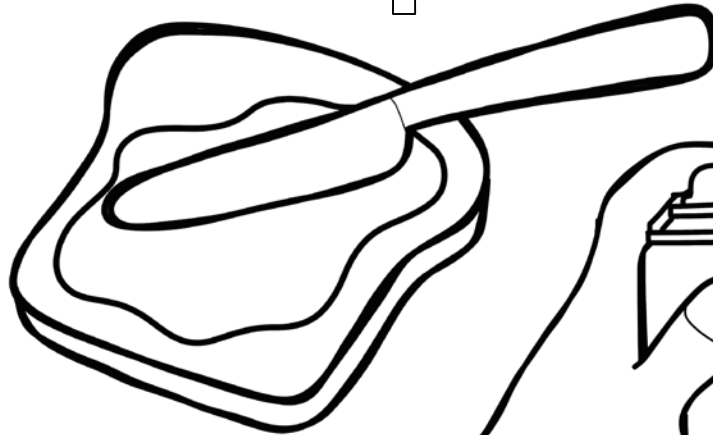


sprint

sprain




spread



spray

sprinkler



Name: _____


Trigraph Words

©www.freewordwork.com

Find and color the boxes with squ.

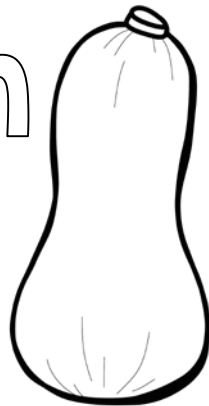
squ	str	shr	spr
thr	scr	squ	squ
shr	squ	str	thr
spr	squ	squ	spl

SQU



square

squash




squads



squats



squeak



squeals

Name: _____


Trigraph Words

©www.freewordwork.com

Find and color the boxes with str.

scr	str	str	spr
thr	scr	squ	scr
str	spl	str	thr
spr	squ	str	spl

str



strike





strum

strawberry



stretch



straw

Name: _____

Trigraph Words

©www.freewordwork.com

thr

Find and color the boxes with thr.

scr	thr	shr	spr
thr	scr	squ	scr
shr	spl	str	thr
spr	squ	thr	spl




through


throw



throat



throb



throne

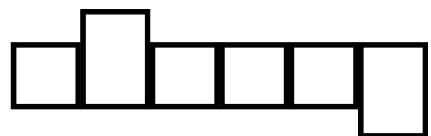
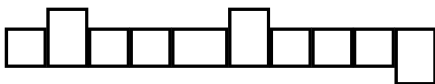

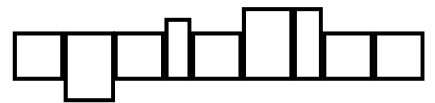
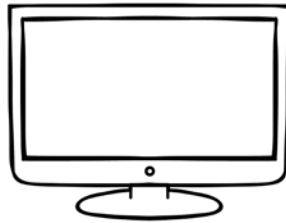
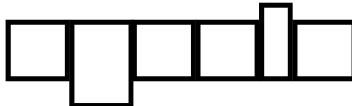
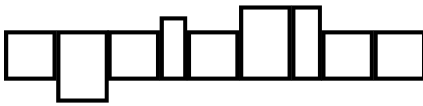


thread

Name: _____

Trigraphs


Directions: Write the word in the letter boxes.



Name: _____

Trigraphs


Directions: Write the word in the letter boxes.



--	--	--	--	--	--	--	--



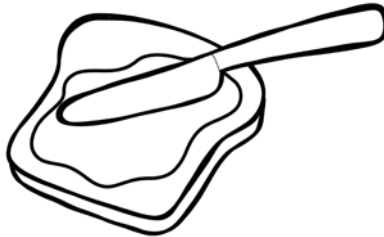
--	--	--	--	--	--	--	--



--	--	--	--	--	--	--	--




--	--	--	--	--	--	--	--



--	--	--	--	--	--	--	--



--	--	--	--	--	--	--	--



--	--	--	--	--	--	--	--



--	--	--	--	--	--	--	--

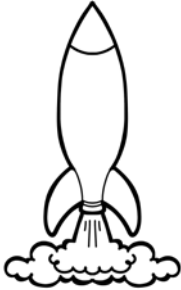


--	--	--	--	--	--	--	--


Name: _____

Trigraphs

Directions: Write the word in the letter boxes.



--	--	--	--	--	--	--




--	--	--	--	--	--	--




--	--	--	--	--	--	--



--	--	--	--	--	--	--



--	--	--	--	--	--	--



--	--	--	--	--	--	--



--	--	--	--	--	--	--



--	--	--	--	--	--	--









--	--	--	--	--	--	--



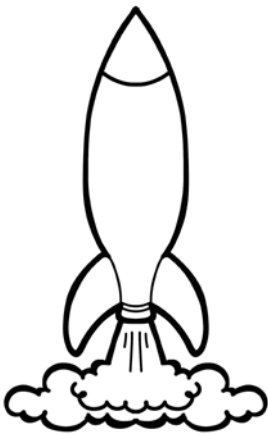
Name: _____

Trigraphs

Directions: Color the pictures using the key.

 scr	 spl	 squ
 shr	 spr	 str







 thr



Name: _____

Trigraphs

Directions: Color the pictures using the key.

 scr	 spl	 squ
 shr	 spr	 str

 thr

